






# ASSEMBLY INSTRUCTIONS

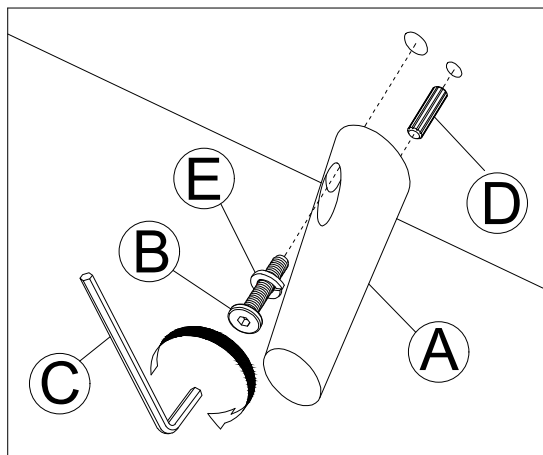
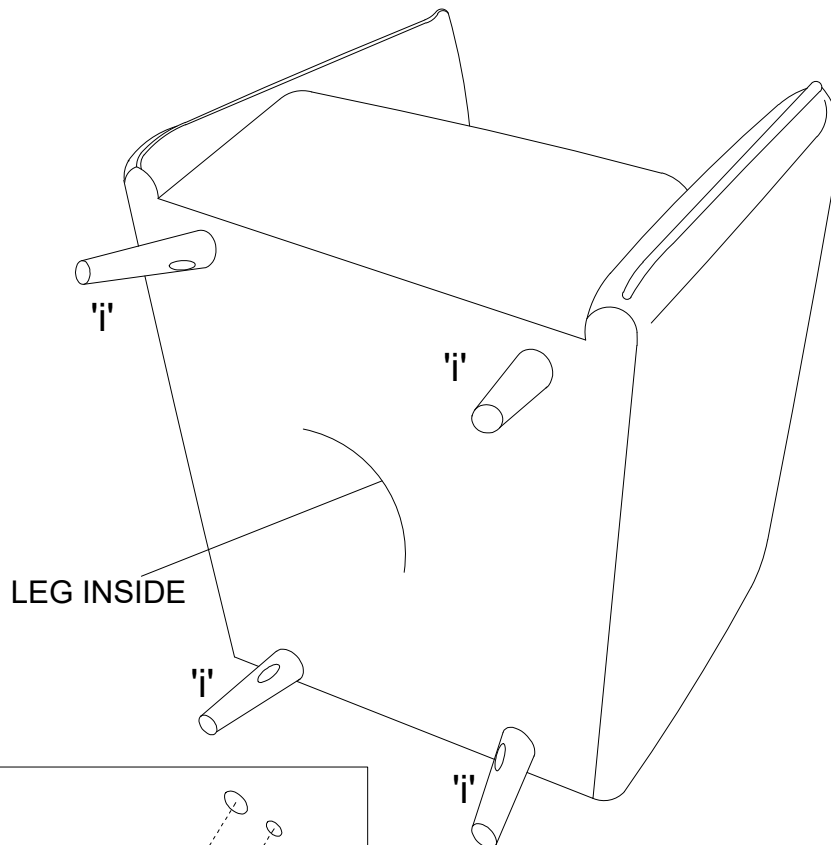
MODEL : RDS S0020-1S

NO.	HARDWARE LIST	QTY
A	LEG 	4 PCS
B	JCBB BOLT M8 x 60mm 	4 PCS
C	ALLEN KEY M5 	1 PC
D	WOOD DOWEL M8 x 40mm 	4 PCS
E	SPRING WASHER M8 	4 PCS



**FULLY ASSEMBLY**

## STEP 1



**DETAIL 'I'**