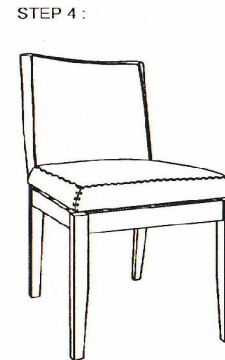
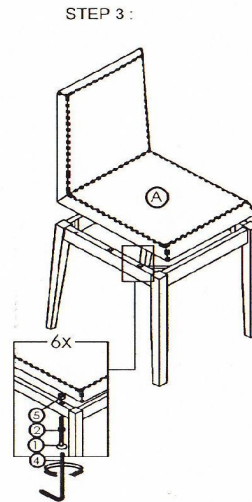
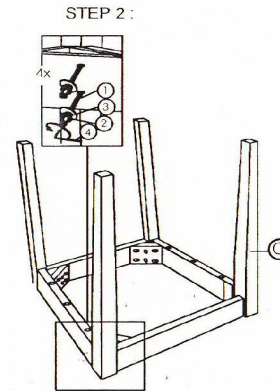
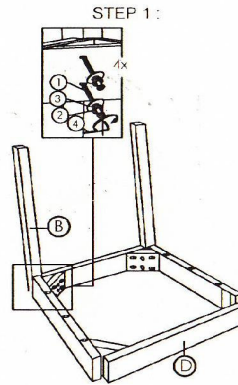


SQUARE



PRODUCT DESCRIPTION

Read instruction carefully. Remove all wrapping material staples and straps from the carton see hardware and furniture part list for guidance. Be sure you have all parts before you start assembling. Place all wooden furniture part a clean and flat soft surface, such as carpet or to prevent from scratched.

CAUTION:

KEEP ALL HARDWARE PART OUT OF REACH OF CHILDREN.

HARDWARE LIST		
ITEM	DESCRIPTION	QTY
1	JCBC SCREW M6 x 60MM	14 PCS
2	SPRING WASHER 1/4"	14 PCS
3	FLAT WASHER 1/4"	8 PCS
4	M4 ALLEN KEY (BALL SHAPE) LONG	1 PC
5	STAINLESS STEEL	6 PCS

PART LIST		
ITEM	DESCRIPTION	QTY
A	CHAIR BACK	1 PC
B	BACK LEG	2 PCS
C	FRONT LEG	2 PCS
D	CHAIR FRAME	1 PC

HINLIM
SINCE 1971

www.hinlim.com

ISO 9001:2000
Certificate No. 2502

