











ASSEMBLY INSTRUCTION

MODEL : BSL 342T		QTY
NO	PART LIST	
A	HEADBOARD 	1PC
B	B/POST SUPPORT 	2PCS
C	FOOTBOARD 	1PC
D	SIDE RAIL 	2PCS
E	SLAT 	12PCS
NO	HARDWARE LIST	QTY
1	JCBC M6 x 35mm 	6PCS
2	JCBB M8 x 16mm 	8PCS
3	CSK M4 x 25mm 	12PCS
4	ALLEN KEY M4 	1PCS
5	ALLEN KEY M5 	1PCS

