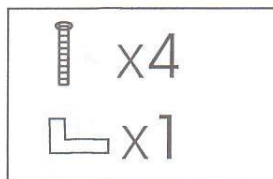
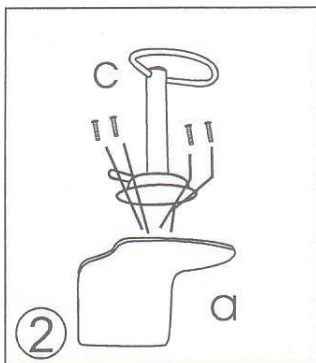
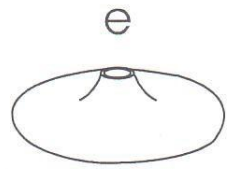
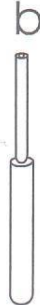
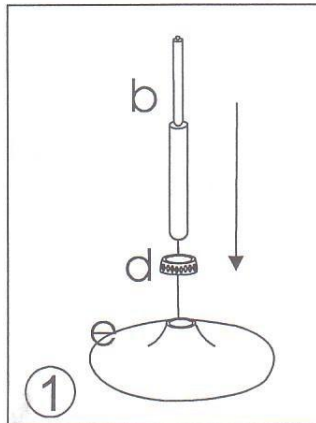


M-9005 Bar Chair

ASSEMBLY & CARE INSTRUCTIONS

PARTS LIST



BEFORE YOU START

Ensure that you have sufficient workspace.
Check that you have all parts listed above.

STEP 1

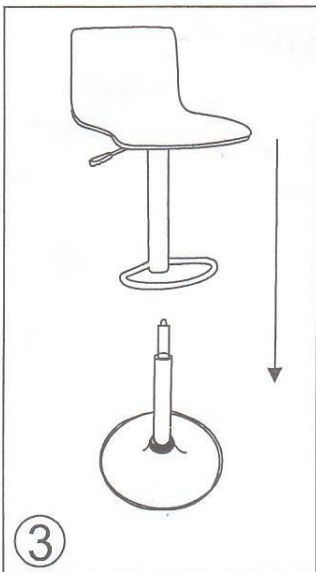
Place the collar onto the base and then insert the strut into the base.
Ensure that the strut is firmly located in the base.

STEP 2

Screw the footrest onto the seat. Ensure that it is tight.

STEP 3

Place the seat over the strut and apply downward pressure until it "clicks" into place.



GENERAL CARE

Clean by wiping with a damp cloth. Avoid using scouring cleaners, bleach or strong detergents.

CAUTION

THIS PRODUCT IS DESIGNED AS A SEAT AND FOR SITTING ON ONLY. DO NOT STAND ON THE STOOL IN ANY CIRCUMSTANCE.

