











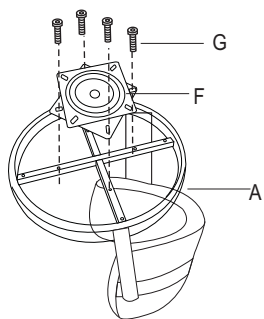
ITEM NO:C1802P PUB CHAIR

NO.	QTY	DRAWING	DESCRIPTION
A	1		BACK
B	1		UP LEG
C	1		LOW LEG
D	1		ROUND STRETCHER
E	1		CUSHIM
F	1		SWIVEL
G	8		1/4X12mm
H	4		1/4X20mm
I	4		4x30mm
J	1		4mm/ALLENKEY

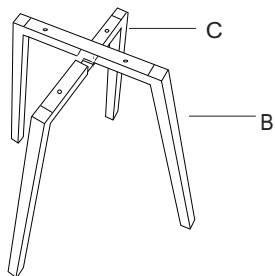
Note:Pls do not tighten all bolts until the chair is assembled completely.Once assembled,tighten all bolts before attaching the chair.

Note: Pls ne pas serrer tous les boulons jusqu'à ce que les selles est completely.Once assemblé assemblé, serrer tous boulons avant de fixer les selles.

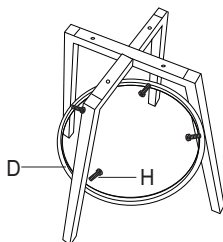
Step1



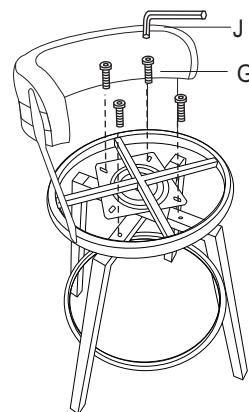
Step2



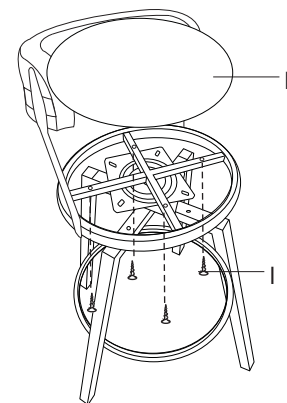
Step3



Step4



Step5



Step6

